



VOLVO PENTA IPS A NEW ERA IN YACHT POWER

FOR VESSELS UP TO 100+ FEET



**VOLVO
PENTA**



THE UNIQUE BENEFITS OF VOLVO PENTA IPS:

- 40% longer cruising range
- 20% higher top speed
- 30% reduced fuel consumption
- 30% less CO₂ emissions
- 50% lower perceived noise level
- Joystick docking

Compared with inboard shafts at cruising speed, approximate figures. 30% reduction in fuel consumption gives around 40% longer cruising range.

Volvo Penta IPS has been developed as the most environmentally sound inboard propulsion system. For Volvo Penta, green is more than a color. It's a commitment.

FROM A REVOLUTION TO A

Praised by boat owners, the press and boat builders, Volvo Penta IPS has revolutionized the boating industry. Superior to inboard shafts in every vital aspect – handling, onboard comfort and performance.

IPS1050 and IPS1200 are powered by the D13 engine. With the unique twin-entry, dual-stage turbos, you will be amazed by its performance.

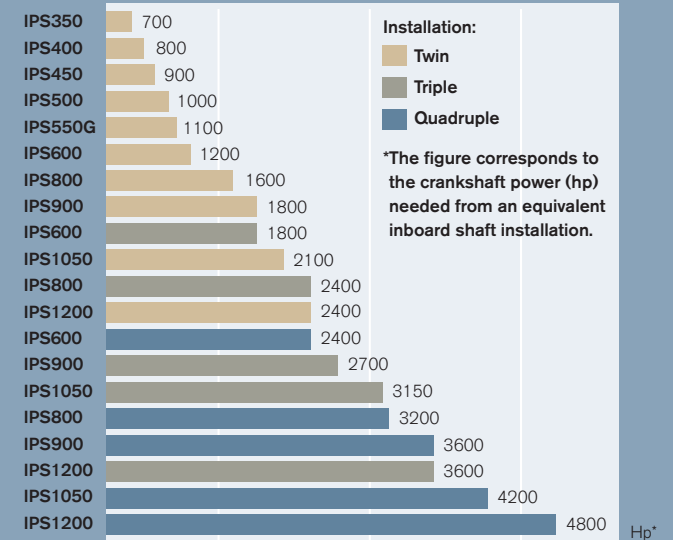


PROVEN SUCCESS

Today, more than 10,000 IPS units are installed in more than 250 different boat models world-wide. With the **IPS1050** and **IPS1200**, the unique benefits of forward facing are available for yachts **up to 100 feet**.




IPS APPLICATION CHART




Volvo Penta IPS offers a complete range for yachts, sport cruisers and sportfishing boats up to 100+ feet. All options are equally easy to drive with standard twin controls and all accessories available.

A COMPLETE LINE FOR A PERFECT MATCH


IPS 350/400/450/500/600



IPS 800/900



IPS 1050/1200



Three pod sizes - perfectly matched to each engine's power and torque.

INCREASED CONTROL AND SAFETY – FOR **EASIER BOATING**

Volvo Penta IPS is available with a range of features that can be tailored to your personal needs. Designed to make life at sea easier, they let you concentrate on the fun of boating and enjoy your days at sea with precise control and increased safety.

JOYSTICK FOR EASY DOCKING

The skipper's best friend that makes docking easy, even fun. Forget complicated shift, throttle and steering wheel combinations in close-quarter maneuvering – simply move the joystick in the direction you want the boat to move, and the boat reacts to your intentions: sideways, diagonally, forwards, backwards or rotate.

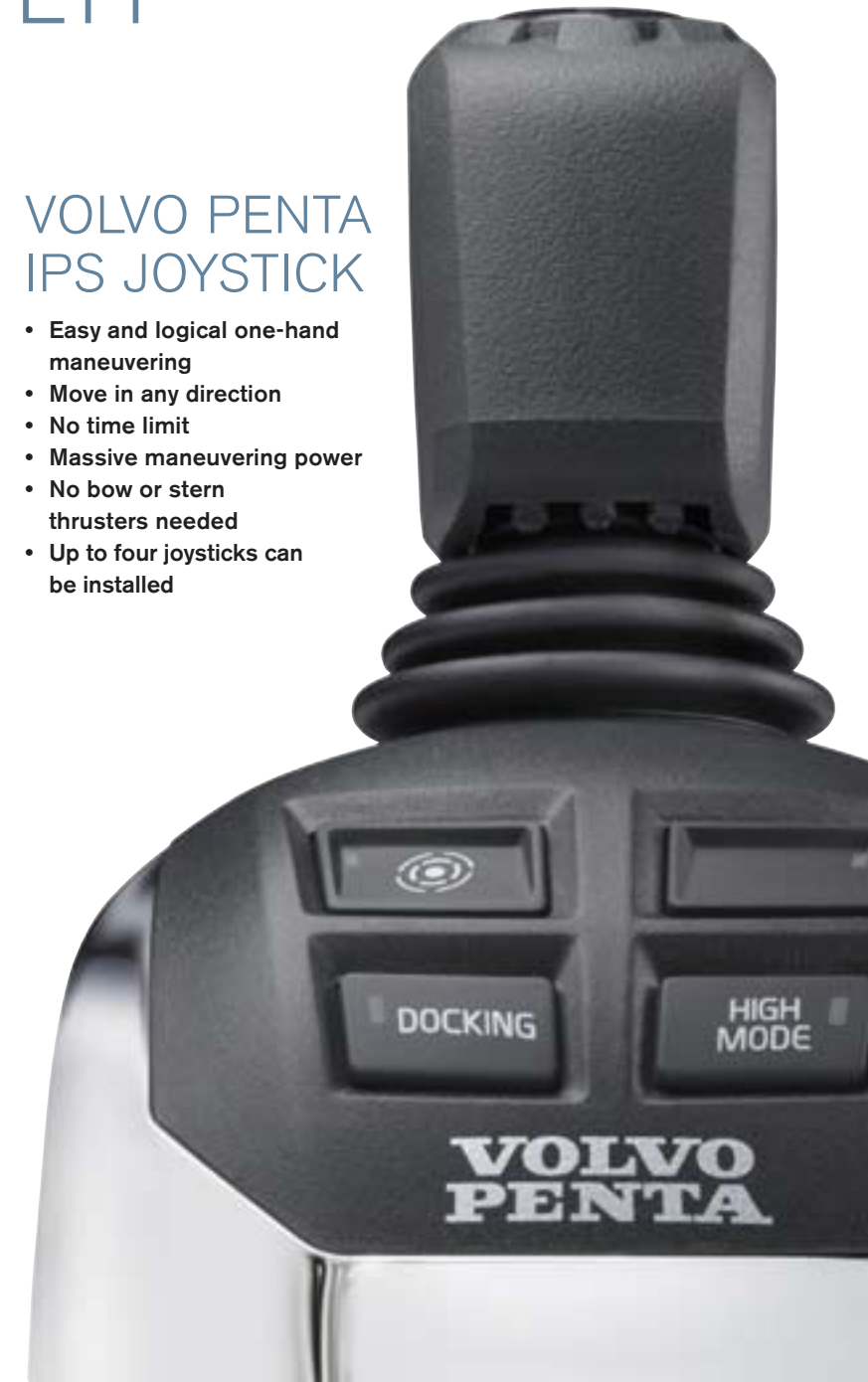
DOCK FROM THE AFT DECK

You can make docking even easier with additional joysticks. Place them wherever you have the best possible view for maneuvering. Up to four joysticks can be installed.



VOLVO PENTA IPS JOYSTICK

- **Easy and logical one-hand maneuvering**
- **Move in any direction**
- **No time limit**
- **Massive maneuvering power**
- **No bow or stern thrusters needed**
- **Up to four joysticks can be installed**





FOLLOW THE FISH AND
BRING IT HOME

SLOW DRIVING IN MARINAS AND CANALS

Low-speed mode is perfect when driving in marinas and canals. It is also ideal for trolling. The adjustable Low-speed mode works by a slip coupling in the gearbox, which reduces boat speed at idling by approximately 50%, from 5–6 knots to 2–3 knots.

Sportfish mode makes it easy to follow the fish, and bring home the catch. With the pods locked toe-out, the driver can turn the boat rapidly using control levers. Sportfish mode is a unique Volvo Penta IPS feature, developed exclusively for big-game fishing.

HOLD YOUR BOAT'S HEADING

Press a button and the **Dynamic Positioning System** holds your boat's heading and keeps it within a very limited area. The perfect feature for waiting at the fuel dock or for a bridge or lock to open. When docking, the Dynamic Positioning System gives your crew time to prepare fenders and lines.

Twin high-precision GPS receivers determine the boat's position and heading. Software in the EVC system transforms this data into steering angles, gear shifts and throttle positions to keep the boat still.



WHY **FORWARD FACING** IS SO SUPERIOR

Volvo Penta IPS provides what seems to be an impossible combination: dramatically improved performance, longer cruising range and, at the same time, radically reduced CO₂ emissions – compared with inboard shafts.



STEERABLE PODS

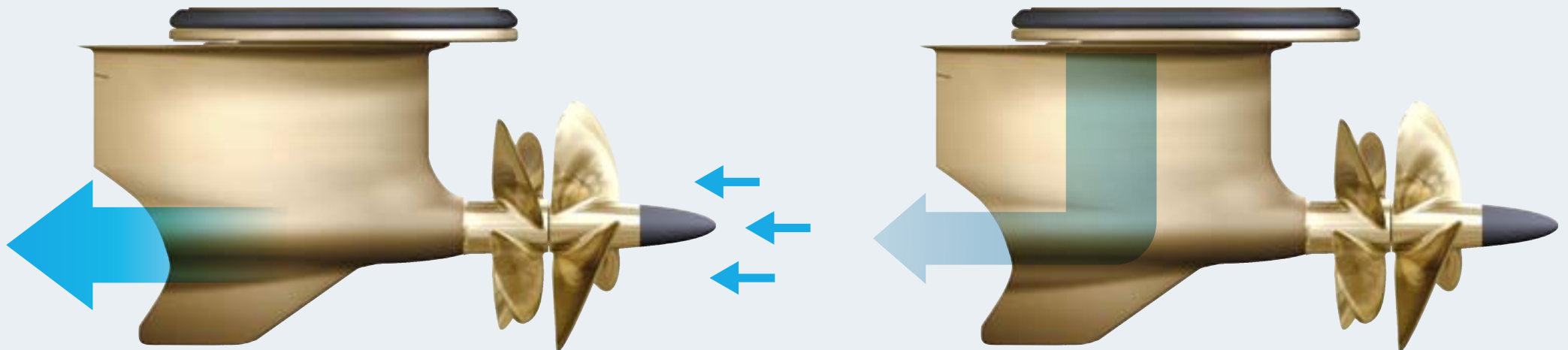
Steerable pods point the entire thrust in the desired direction. The boat is absolutely course-stable and the turning radius is tight, with perfect grip and predictable handling through the whole speed range.


FORWARD-FACING EFFICIENCY

The twin counter-rotating propellers face forward and work in undisturbed water. The propeller thrust is parallel with the hull. All power drives the boat forward.

VIRTUALLY NO FUMES

All exhaust fumes are emitted through the pods, into the prop wash and carried well behind the boat for improved onboard comfort.






The forward-facing solution and an efficient flat-surface hull. The result is around 35% better efficiency at cruising than inboard shafts.


CAVITATION-FREE

The propellers are positioned well under the hull to eliminate the risk of air intrusion and cavitation, even in sharp turns and under full acceleration.



BLADE AREA EQUALS EFFICIENCY

Forward-facing propellers, with no exhausts through the hub, minimize the hub diameter. This gives a proportionally much larger active blade area, and better grip in the water.



A PERFECT MATCH DEVELOPED, MANUFACTURED AND SERVICED BY ONE COMPANY

WITH VOLVO PENTA IPS you have one contact for everything. The components of the entire propulsion system can be obtained directly from your local Volvo Penta dealer. This means easy service and that you are quicker back on the water if you have a mishap during the season.

Volvo Penta IPS is a complete and integrated propulsion system – from the helm station to the propellers. This greatly increases quality and reliability. Designed with safety as a key feature, Volvo Penta IPS offers a robust construction and redundancy in the EVC system.

KBAPTET
AUTHORIZED
VOLVO PENTA CENTER

(812) 323-89-22
www.kvartet.biz

**VOLVO
PENTA**

www.volvopenta.com